

boway 42500

Material Designation

Boway Designation	boway 42500
UNS	C42500
EN	CuSn3Zn9
JIS	-
GB(China)	HSn88-2

Chemical Composition*

Cu	88	%
Sn	3	%
Zn	Rem.	

* Nominal composition

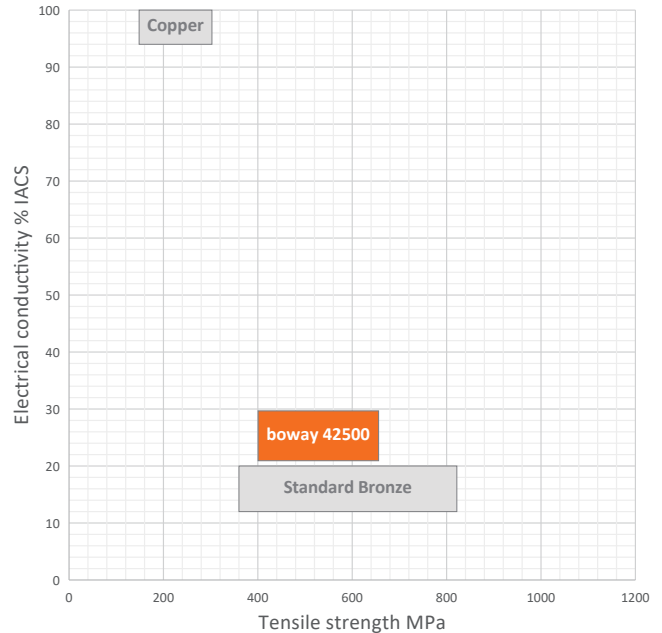
Application Target

Signal connector	Very suitable
Power connector	Suitable
Miniaturized connector	Not recommended
Switch/Relay	Suitable
Semiconductor	Not recommended

Ideal for automotive, industrial connectors, spring

Fabrication Properties

Cold forming	Good
Machining	Not suitable
Electroplating	Good
Hot dip tinning	Very good
Laser welding	Good
Resistance welding	Good
Soft soldering	Very good



Characteristics

Medium conductivity, comparable strength with bronze, excellent fatigue performance and good wear resistance. Resistant to atmospheric and seawater corrosion, insensitive to stress corrosion cracking.

Physical Properties*

Density	8.75	g/cm ³
Electrical conductivity@20°C	28	% IACS
conductivity@20°C	16	MS/m
Thermal conductivity@20°C	120	W/(m·K)
Specific heat capacity	0.38	J/(g·K)
Modulus of elasticity	115	GPa
Poisson's ratio	0.34	
Coefficient of thermal expansion**	18.4	10 ⁻⁶ /K

* Typical values at room temperature for reference

** Average value between 20-300°C

boway 42500

Mechanical Properties (Values Underlined Are For Reference Only)

Temper	Tensile strength		Yield strength	Elongation	Hardness
	MPa	ksi	MPa	A50 %	HV
R395(1/2H)	395–485	57–70	355–465	≥ 18	<u>110–150</u>
R430(3/4H)	430–510	62–73	400–490	≥ 12	<u>130–170</u>
R485(H)	485–565	70–81	455–545	≥ 9	<u>160–180</u>
R525(EH)	525–605	76–87	495–585	≥ 7	<u>170–190</u>
R580(SH)	580–650	84–94	550–630	≥ 3	<u>180–200</u>
R635(ESH)	≥ 635	≥ 92	≥ 600	-	<u>≥ 200</u>
Annealed*	285–325	41–47	≥ 90	≥ 47	
H01*	340–405	49–59	≥ 140	≥ 24	
H02*	395–460	57–67	≥ 290	≥ 13	
H03*	425–510	62–74	≥ 375	≥ 10	
H04*	485–565	70–82	≥ 430	≥ 6	
H06*	525–605	76–88	≥ 480	≥ 5	
H08*	580–650	84–94	≥ 545	≥ 3	
H10*	≥ 635	≥ 92	≥ 585	-	

*According to ASTM B888

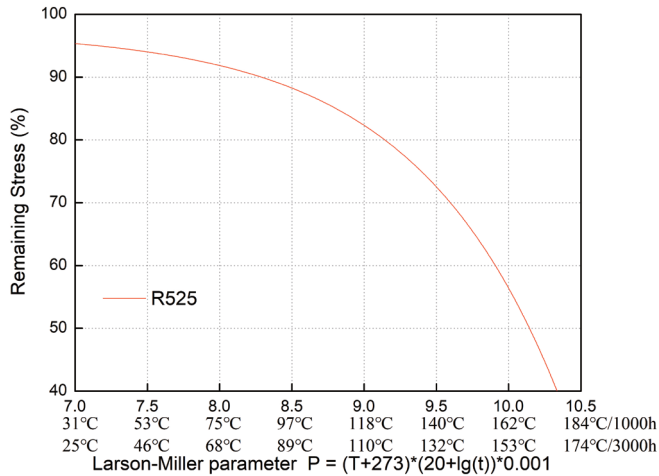
Bendability Bending thickness ≤ 0.5 mm; Bending width: 10 mm

Temper	90° R/T		180° R/T	
	Good Way	Bad Way	Good Way	Bad Way
R395	0	0	0	0
R430	0	0	0	0
R485	0	0.5	0.5	1
R525	0.5	1	1	1.5
R580	1.5	2.5	2	3
R635	-	-	-	-

90° bend test according to EN ISO7438, 180° bend test according to ASTM B820, shown values might show orange-peel, however no crack.

boway 42500

Thermal Stress Relaxation



P=Larson Miller parameter

T=temperature(°C)

t=time(h)

Example: P=10 is equivalent to 162 °C/1000h

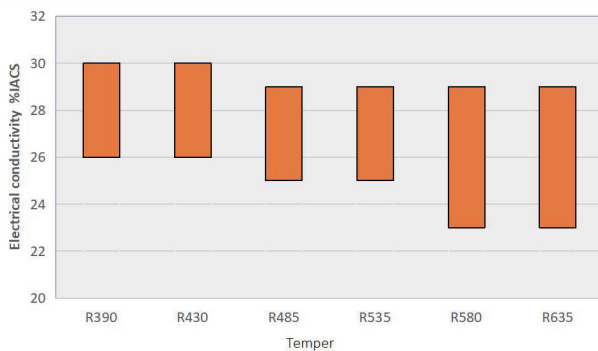
Packaging

Standard coils with outside diameter up to 1300 mm.
 Traverse-wound coils with drum weight up to 500 kg.
 Multiple-coil up to 3 tons.

Dimensions Available

Strip thickness 0.1–2mm, other gauges on request.
 Strip width from 8.5 mm.
 Electroplated and hot-dip tinned strip available.

Electrical Conductivity



Fatigue Strength

The fatigue strength is defined as the maximum bending stress amplitude which a material withstands for 10.000.000 load cycles under symmetrical alternate load without breaking. It depends on the temper selected and can be estimated typically by 1/3 of tensile strength.

This datasheet is for your general information only and is not subject to revision. No claim can be derived from it unless there is evidence of intent or gross negligence. The data given is to our best knowledge, no warranty can be derived from the data provided. The given Info may not replace the customers own tests.