

boway 18160

Material Designation

Boway Designation	boway 18160
UNS	C18160
EN	CuCr1Zr
JIS	-
GB(China)	-

Chemical Composition*

Cr	0.7	%
Zr	0.1	%
Cu	Rem.	

* Nominal composition

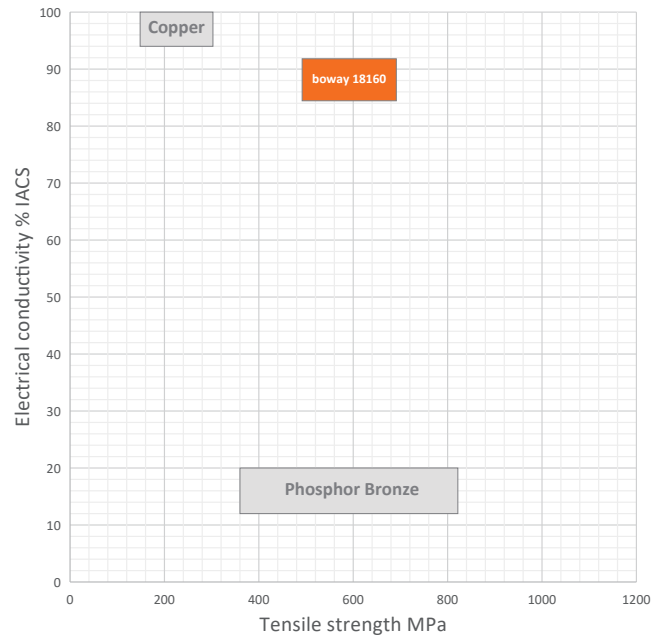
Application Target

Signal connector	Suitable
Power connector	Very suitable
Miniaturized connector	Suitable
Switch/Relay	Suitable
Semiconductor	Average

Ideal for power connectors

Fabrication Properties

Cold forming	Good
Machining	Not suitable
Electroplating	Average
Hot dip tinning	Average
Laser welding	Average
Resistance welding	Good
Soft soldering	Average



Characteristics

Highest conductivity combined with medium strength, very good bending properties.
Excellent stress relaxation and softening resistance. The alloy for high power contacts.

Physical Properties*

Density	8.9	g/cm ³
Electrical conductivity@20°C	88	% IACS
conductivity@20°C	51	MS/m
Thermal conductivity@20°C	340	W/(m·K)
Specific heat capacity	0.381	J/(g·K)
Modulus of elasticity	135	GPa
Poisson's ratio	0.33	
Coefficient of thermal expansion**	18.6	10 ⁻⁶ /K

* Typical values at room temperature for reference

** Average value between 20–300°C

boway 18160

Mechanical Properties

Temper	Tensile strength		Yield strength	Elongation	Hardness*
	MPa	ksi	MPa	A50 %	HV
R480	480–570	70–83	≥ 450	≥ 8	150–190
R540S	540–620	79–90	≥ 500	≥ 8	160–190
R540	540–630	79–92	≥ 500	≥ 4	160–200
R600	600–690	87–101	≥ 560	≥ 2	170–200

*For reference only

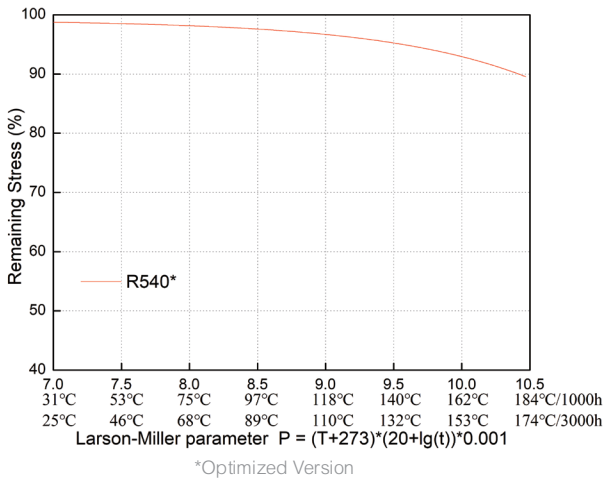
Bendability Bending thickness ≤ 0.5 mm; Bending width: 10 mm

Temper	90° R/T		180° R/T	
	Good Way	Bad Way	Good Way	Bad Way
R480	0.5	0.5	1	1
R540S	2	2	2.5	3
R540	1	1	2	2.5
R600	1.5	2.5	-	-

90° bend test according to EN ISO7438, 180° bend test according to ASTM B820, shown values might show orange-peel, however no crack.

boway 18160

Thermal Stress Relaxation



P=Larson Miller parameter

T=temperature(°C)

t=time(h)

Example:

Application conditions: Maintain for 1000 hours at 150°C.

Formula substitution: T = 150, t = 1000

$$P=(150+273) \times (20+\lg(1000)) \times 0.001=9.729$$

Graph reference: When P = 9.729, the stress retention rate is approximately 93%.

Conclusion: Under the conditions of 150°C / 1000h, the remaining stress of this material is close to 93%.

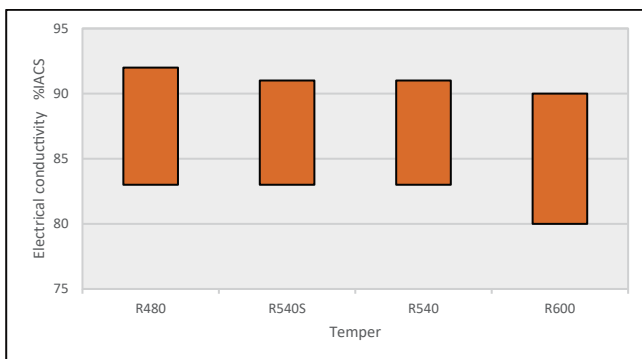
Packaging

Standard coils with outside diameter up to 1300 mm.
 Traverse-wound coils with drum weight up to 500 kg.
 Multiple-coil up to 3 tons.

Dimensions Available

Strip thickness 0.08–3.0 mm, other gauges on request.
 Strip width from 8.5 mm.
 Electroplated and hot-dip tinned strip available.

Electrical Conductivity



Fatigue Strength

The fatigue strength is defined as the maximum bending stress amplitude which a material withstands for 10,000,000 load cycles under symmetrical alternate load without breaking. It depends on the temper selected and can be estimated typically by 1/3 of tensile strength.

This datasheet is for your general information only and is not subject to revision. No claim can be derived from it unless there is evidence of intent or gross negligence. The data given is to our best knowledge, no warranty can be derived from the data provided. The given Info may not replace the customers own tests.